



Housing & Mounting - Small Size

18 Gauge welded steel measuring 8.63"L x 5.75"W x 3.1"H with 5 knockouts. Built-in mounting bracket is designed for easy installation for both 6 planes of surface mounting and suspension by two 1/4" threaded rods. Standard finish is white powder coat.

Toroidal Transformer - Dual Tap (DT)

The Q6 Series Power Supply Center, utilizes two (2) primary taps (12V, 12.5V or 24V, 25V). Loads may be connected to one (1) of the primary taps up to the full watt rating of the Power Supply Center. The advantage is that the PSC can be tapped to recover voltage drop and produce between 85%-100% light output. See voltage drop calculator on page 10.

Secondary Circuit

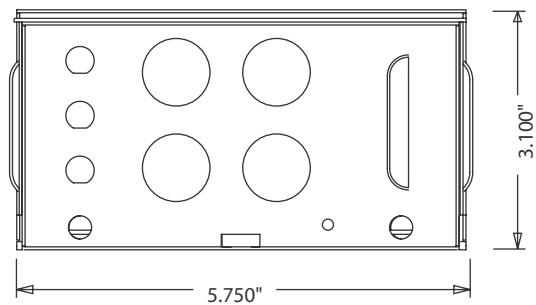
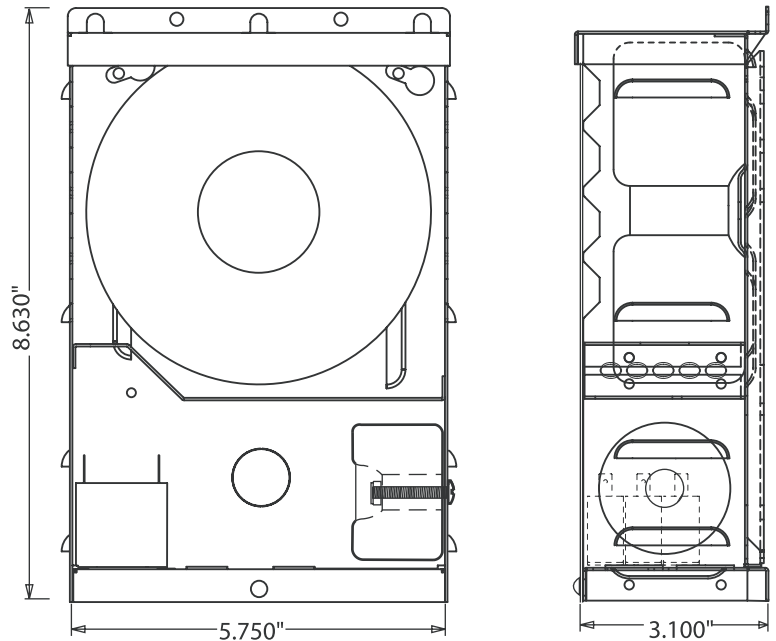
Protected by up to three magnetic circuit breakers. Appropriate size to the feed load per N.E.C. Article 411 (not to exceed 25 amps per load). All wiring by a certified electrical contractor must be Class 1 compliant to N.E.C. Chapter 3. Available in 5A, 10A, 12.5A, 15A, 20A, and 25A.

Toroidal Choke

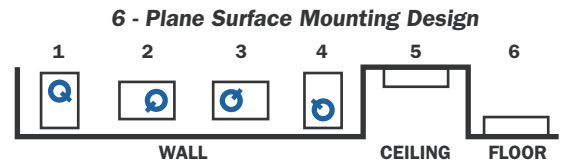
A Choke or "Debuzzing Coil" comes standard on every Q6S unit (except 50W-100W) to reduce noise and in-rush current. A choke is especially helpful when dimming. NOTE: Not required for 50W & 100W transformers.

Mounting

Standard - 6 plane surface mount
 Standard - Rod suspension (2 - 1/4" threaded rods)
 Optional - Junction Box.



Model	Prim. V	Sec. V	No.	Brk Amp	Choke	Options
1	-	2	/	3	-	4 x 5 + 6 + 7
1. Model	Max Lamp Load Watts	PSC Efficiency	Max Energy Watts	Max PSC Load VA	Max Prim Amps@120V	Max Prim Amps@277V
Q6S - 50DT	50W	.92	54 W	58 VA	0.5 A	0.2 A
Q6S-100DT	100W	.92	109 W	115 VA	1.0 A	0.4 A
Q6S-150DT	150W	.92	163 W	173 VA	1.4 A	0.6 A
Q6S-300DT	300W	.92	326 W	345 VA	2.9 A	1.2 A
2. Primary Voltage						
120 (60Hz)	230 (50/60Hz)	277 (60Hz)				
3. Transformer Secondary Voltage						
12 V or 24 V			Rated Volts	Max Volts		
			12 V	12.5 V		
			24 V	25.0 V		
4. Number of Secondary Breakers						
3 Three Secondary Circuit Breakers can be used						
5. Secondary Breakers Amperage						
Amps	Max 12V Load		Max 24V Load			
5	60W		120W			
10	120W		240W			
12.5	150W		300W			
15	180W		360W			
20	240W		480W			
25	300W		600W			
6. Choke						
XX	50W - 100W Choke - Not Required					
CK-S	150W - 300W Choke					
7. Options						
BK	Black Powder Coat Finish					
JBP	Junction Box Mounting Plate					
Ordering Example						
Q6S - 300DT - 120/12 - 1x25 + CK-S						



LISTED **US 5F78**

LOW VOLTAGE LUMINAIRE POWER SUPPLY CENTER

- SURFACE MOUNT ANY POSITION
- SUITABLE FOR DAMP LOCATIONS
- FOR SUPPLY CONNECTIONS USE WIRE RATED FOR AT LEAST 90 C
- SUITABLE FOR INDOOR USE ONLY
- COMPLIES WITH N.E.C. ARTICLE 411
- COMPLIES WITH UL STANDARD 2108
- ISOLATION TOROIDAL TRANSFORMER
- USE DIMMERS RATED FOR MAGNETIC LOW VOLTAGE LOAD
- 50/60 CYCLE A.C. ONLY
- MADE IN THE U.S.A.